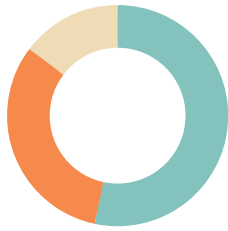


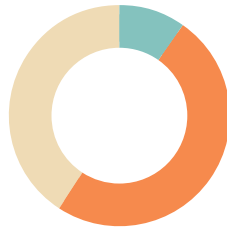
# Texas Exes Scholarship Stats 2023-24 Academic Year



Amount Awarded



Number of Recipients



- Forty Acres Scholars Program**

**\$2,464,000**

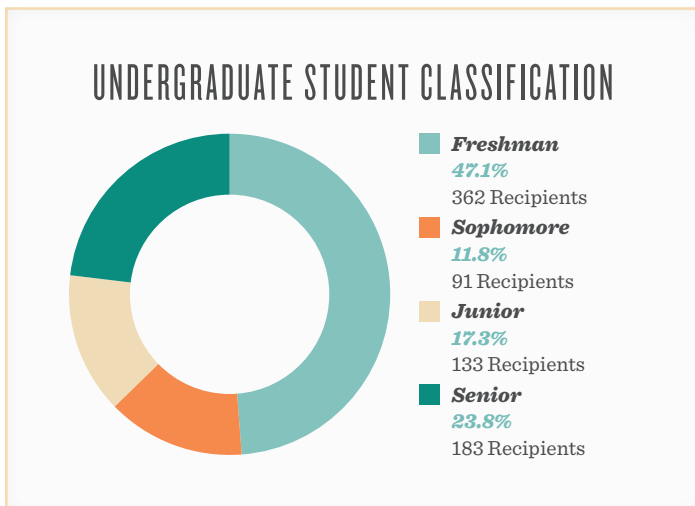
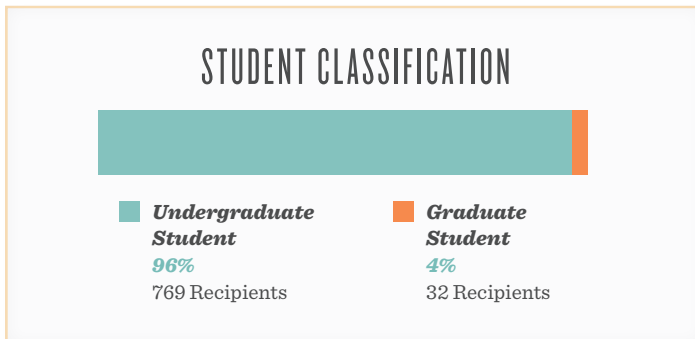
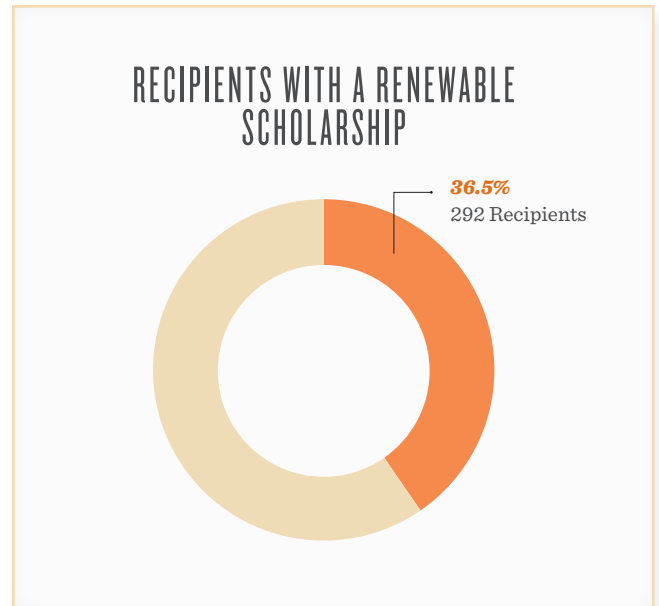
77 Recipients
- Named & Opportunity Scholarships**

**\$1,384,350**

388 Recipients
- Chapter & Network Scholarships**

**\$755,395**

336 Recipients

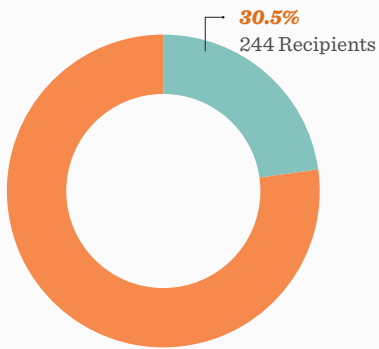


## RECIPIENTS BY COLLEGE\*

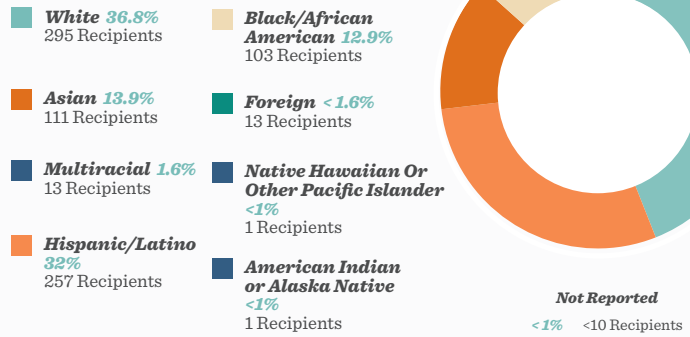
Architecture	<b>3</b>	0.4%
Business	<b>158</b>	19.7%
Communication	<b>74</b>	9.2%
Education	<b>44</b>	5.5%
Engineering	<b>101</b>	12.6%
Fine Arts	<b>23</b>	2.9%
Geosciences	<b>4</b>	0.5%
Graduate	<b>10</b>	1.2%
Law	<b>12</b>	1.5%
Liberal Arts	<b>141</b>	17.6%
Medical	<b>5</b>	0.6%
Natural Sciences	<b>183</b>	22.8%
Nursing	<b>31</b>	3.9%
Information	<b>2</b>	0.2%
Social Work	<b>9</b>	1.1%
Pharmacy	<b>1</b>	0.1%

\*Totals include students with more than one major.

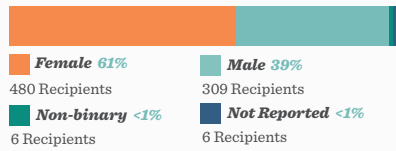
### FIRST GENERATION



### ETHNICITY



### GENDER



### STATE/COUNTRY

