



# CHAPTER/NETWORK LEADER TRAINING 2022-2023 SCHOLARSHIP CYCLE

## September – Application Process and Scholarship Promotion

### Application Process

#### Eligibility:

High school seniors are eligible to apply for Texas Exes' Chapter/Network scholarships. Only those students who submit a scholarship application can be awarded scholarships. **In no case can Chapters/Networks award a scholarship to a student who did not apply.**

When a student completes their application, our scholarship system will automatically match them to their respective Chapter. Eligibility for Chapter scholarships is based on a student's high school zip code. Due to this auto-match process, once a student's Entering Freshman Application is submitted, no further action is needed to apply for a Chapter/Network scholarship.

*Note: Some Chapters and Networks have specific eligibility criteria outlined in their endowment agreement that allows current students to be eligible for their scholarships. If this is the case for your Chapter or Network, please contact us with questions regarding eligibility.*

#### Application Overview:

The Entering Freshman Application consists of the following sections:

- Inputting biographical/contact information
- Optional self-reporting standardized test scores (SAT/ACT)
- Uploading an expanded resume
- Completing one essay question and 3 short answers

*Applicants also have the option to complete a financial information section. If students do not complete this section, they will not be considered for financial need scholarships.*

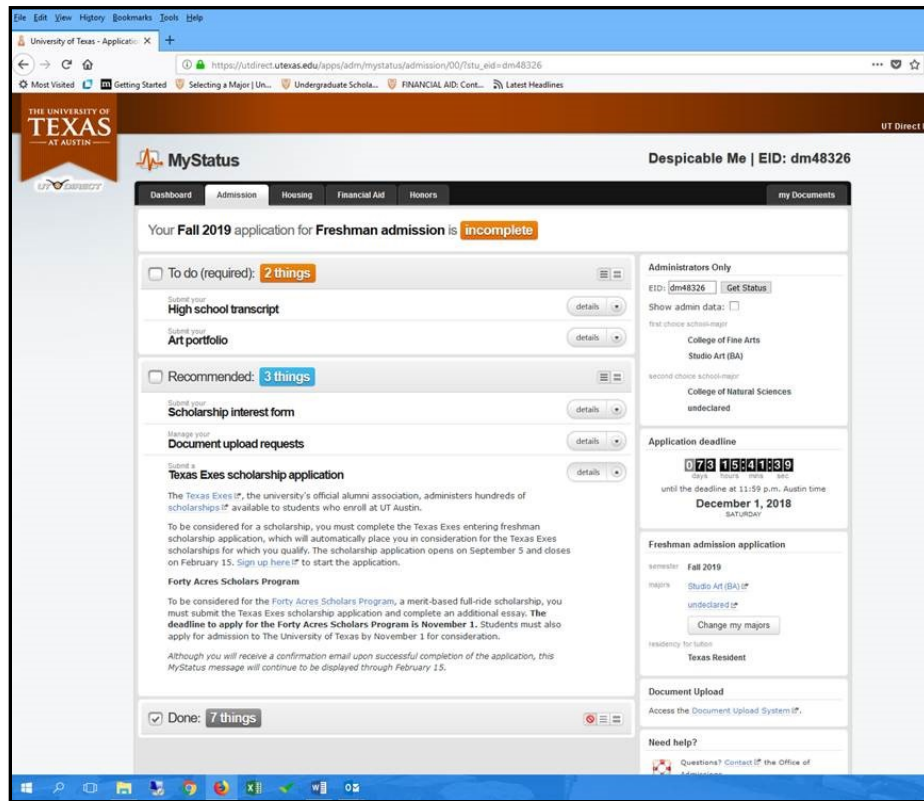
#### Important Dates:

The Entering Freshman Application opened September 1 at 12:01am CST. The deadline to submit an application is February 15 at 11:59pm CST. This application deadline corresponds with UT's admissions decisions deadline.

#### How to Access the Application:

The Texas Exes scholarship application is separate from the application for admission to The University of Texas at Austin. However, our scholarship application is accessible from the


admission application website. Students will see the application as an option under their 'recommended' items on their MyStatus page (see below).



The scholarship system can also be accessed from our website (<https://www.texasexes.org/scholarships>). Students can scroll our homepage and click either Chapter Scholarships or Networks Scholarships. All "Apply Today" buttons will re-direct students to our application page.


### How to Apply

By completing the Texas Exes scholarship application, students automatically apply for ALL the Texas Exes Chapter scholarships they qualify to receive. (Excludes the Forty Acres Scholars Program, which must be applied for separately.)



#### Entering Freshmen

Applications open August 28 – February 15  
Available to high school seniors applying for admission to UT Austin.



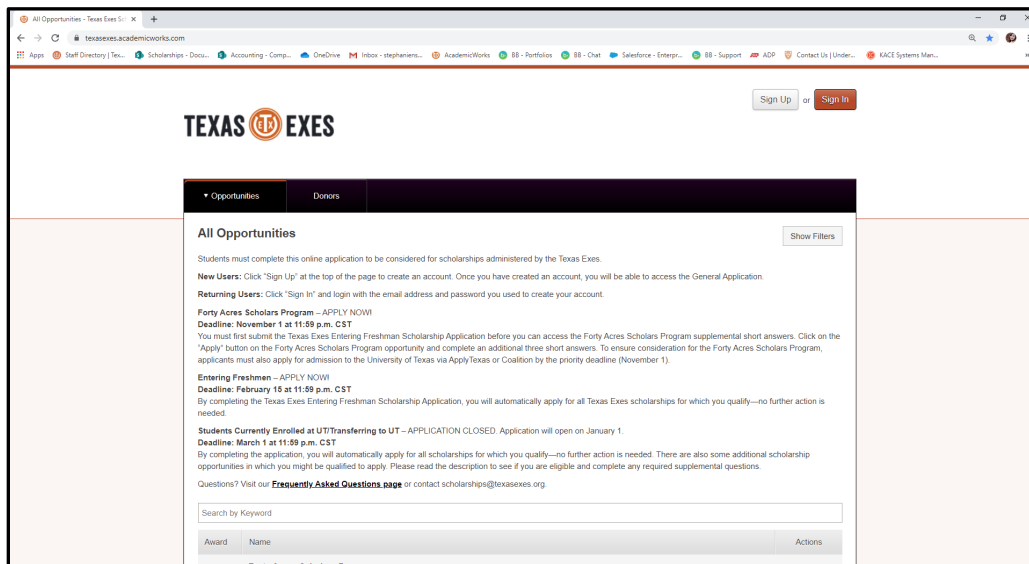
#### Continuing, Transfer, and Graduate Students

Applications open January 1 – March 1  
Available to students currently attending UT Austin or intending to transfer to UT Austin in the following fall.

[APPLY TODAY](#)

Questions? Read the [Application FAQ](#)

Lastly, students can access our scholarship system directly at [texasexes.academicworks.com](https://texasexes.academicworks.com).



### Frequently Asked Questions:

Our website features a FAQ page (<https://www.texasexes.org/scholarships-frequently-asked-questions>). This page can be a helpful resource for applicants as they navigate the application process. This page answers common questions, including:

- When is the application deadline?
- What is a UT EID? How do I know mine?
- Can I update my application once it is submitted?
- How do I access the Forty Acres Scholars Program supplemental essay?
- How do I know if my application was correctly submitted?
- When and how will I find out if I receive a scholarship?

## Promoting Scholarships

### Leadership Role:

Texas Exes Scholarship Staff makes a substantial effort to promote scholarship opportunities. However, Chapter/Network Leaders have an equally important role in promoting scholarships. This is because Chapter/Network Leaders have the unique opportunity to interact with and inform Chapter/Network members, eligible applicants, and the community on a local level.

While scholarship promotion will look different for each Chapter/Network, below are examples of best practices for promoting scholarships:

### How to Promote Scholarships:

#### Reach Out to Local High School Counselors

- E-mail or set up an in-person appointment with local counselors to share information about your Chapter/Network scholarship. Inform them of eligibility requirements, the

application process, and the application deadline. These counselors can then encourage students to apply.

#### Feature Scholarships/Scholarship Recipients in Chapter Newsletter

- Take advantage of your Chapter/Network's member base to promote your scholarship. Include the link to the scholarship application and encourage members to share the link with others. Consider highlighting why the Chapter/Network awards scholarships and include a photo and/or quote from a past recipient. This can also prove to be a successful way to generate scholarship donations.

#### Advertise Scholarships on Social Media and the Chapter Website

- Use established means of communication to promote scholarships. If your Chapter/Network utilizes social media outlets, post about your scholarship and encourage Chapter members to 'share' the post with the public. Just like taking advantage of your Chapter/Network's Chapter newsletter, feature a description of your scholarship on your Chapter's website homepage. Again, consider highlighting why the Chapter/Network awards scholarships and include a photo and/or quote from a past recipient. Again, this can also generate scholarship donations.

#### Circulate PDF Flyer in the Community

- Texas Exes Scholarship Staff created a flyer about entering freshman scholarships (included in this e-mail communication as a separate attachment). This resource can be shared with high school counselors, sent to Chapter members and posted on social media or the Chapter's website. Another option is to make copies of the flyer and get approval to leave them in shared public spaces, like local libraries.

#### Finding Admissions Counselors

- Last but not least, to find your chapter area's UT Admissions Counselor, you can search through this database: <https://admissions.utexas.edu/contact>. Students may have more specific questions about the admissions process and often, Admissions Counselors can help answer these questions.

---

Questions? [scholarships@texasexes.org](mailto:scholarships@texasexes.org) or 512-840-6495